

| PARASPALLE<br>SCHULTERSCHUTZ |         | BUSTO<br>BRUSTUMFANG | ALTEZZA<br>KÖRPERGRÖSSE |
|------------------------------|---------|----------------------|-------------------------|
| SR                           | X-LARGE | 117-127cm            | 183cm+                  |
|                              | LARGE   | 107-117cm            | 172-193cm               |
|                              | MEDIUM  | 97-107cm             | 162-183cm               |
|                              | SMALL   | 86-97cm              | 152-172cm               |
| JR                           | LARGE   | 81-91,5cm            | 142-162cm               |
|                              | MEDIUM  | 71-81cm              | 132-152cm               |
|                              | SMALL   | 61-71cm              | 122-142cm               |
| YT                           | LARGE   | 61-71cm              | 122-142cm               |
|                              | MEDIUM  | 56-66cm              | 112-132cm               |
|                              | SMALL   | 46-56cm              | 102-122cm               |

| PARAGAMBE<br>BEINSCHONER |     |      |           |
|--------------------------|-----|------|-----------|
| SR                       | 16" | 41cm | 183-193cm |
|                          | 15" | 38cm | 172-183cm |
|                          | 14" | 36cm | 162-172cm |
| JR                       | 13" | 33cm | 152-162cm |
|                          | 12" | 30cm | 142-152cm |
|                          | 11" | 28cm | 132-142cm |
| YT                       | 10" | 25cm | 122-132cm |
|                          | 9"  | 23cm | 112-122cm |
|                          | 8"  | 20cm | 102-112cm |

| PANTALONI<br>HOSEN |          | GIROVITA<br>TAILLEUMFANG | ALTEZZA<br>KÖRPERGRÖSSE |
|--------------------|----------|--------------------------|-------------------------|
| SR                 | XX-LARGE | 106cm+                   | 188cm+                  |
|                    | X-LARGE  | 96-106cm                 | 183cm+                  |
|                    | LARGE    | 86-96cm                  | 178-188cm               |
|                    | MEDIUM   | 81-91cm                  | 170-178cm               |
|                    | SMALL    | 71-81cm                  | 162-170cm               |
| JR                 | X-LARGE  | 69-74cm                  | 162-170cm               |
|                    | LARGE    | 66-71cm                  | 158-168cm               |
|                    | MEDIUM   | 61-66cm                  | 142-158cm               |
|                    | SMALL    | 58-63cm                  | 132-142cm               |
| YT                 | LARGE    | 56-61cm                  | 122-132cm               |
|                    | MEDIUM   | 53-58cm                  | 110-122cm               |
|                    | SMALL    | 51-56cm                  | 102-110cm               |

| PARAGOMITI<br>ELLBOGENSCHONER |         |           |
|-------------------------------|---------|-----------|
| SR                            | X-LARGE | 188cm     |
|                               | LARGE   | 172-193cm |
|                               | MEDIUM  | 162-183cm |
|                               | SMALL   | 152-172cm |
| JR                            | LARGE   | 142-162cm |
|                               | MEDIUM  | 132-152cm |
|                               | SMALL   | 122-142cm |
| YT                            | LARGE   | 122-142cm |
|                               | MEDIUM  | 112-132cm |
|                               | SMALL   | 102-122cm |

PATTINI  
SCHLITTSCHUHE

|                      |      |      |    |      |    |    |      |      |      |    |     |
|----------------------|------|------|----|------|----|----|------|------|------|----|-----|
| MISURE NORDAMERICANE |      | 1    | 2  | 2½   | 3  | 3½ | 4    | 4½   | 5    | 5½ | 6   |
| MISURE EUROPEE       |      | 32,5 | 34 | 34,5 | 35 | 36 | 36,5 | 37,5 | 38,5 | 39 | 40  |
| MISURE NORDAMERICANE | 6½   | 7    | 7½ | 8    | 8½ | 9  | 9½   | 10   | 10½  | 11 | 11½ |
| MISURE EUROPEE       | 40,5 | 41   | 42 | 42,5 | 43 | 44 | 44,5 | 45   | 45,5 | 46 | 47  |



# CCM SKATE SIZING - CHART



|               | CCM Hockey Skate Size US | CCM Hockey Skate Size Euro | US Shoe Size (Men) | Euro Shoe Size | Actual Foot Length (cm) |
|---------------|--------------------------|----------------------------|--------------------|----------------|-------------------------|
| Youth Sizing  | 6                        | 24                         | 7                  | 24             | 14,5                    |
|               | 7                        | 24,5                       | 8                  | 25             | 15,2                    |
|               | 8                        | 25                         | 9                  | 26             | 16,2                    |
|               | 9                        | 26                         | 10                 | 27             | 17                      |
|               | 9,5                      | 27                         | 10,5               | 27,5           | 17,4                    |
|               | 10                       | 28                         | 11                 | 28             | 17,8                    |
|               | 10,5                     | 28,5                       | 11,5               | 29             | 18,2                    |
|               | 11                       | 29                         | 12                 | 29,5           | 18,7                    |
|               | 11,5                     | 29,5                       | 12,5               | 30             | 19,1                    |
|               | 12                       | 30                         | 13                 | 31             | 19,5                    |
|               | 12,5                     | 30,5                       | 13,5               | 31,5           | 19,9                    |
|               | 13                       | 31                         | 1                  | 32             | 20,3                    |
| 13,5          | 32                       | 1,5                        | 33                 | 20,6           |                         |
| Junior Sizing | 1                        | 32,5                       | 2                  | 33,5           | 21                      |
|               | 1.5                      | 33                         | 2.5                | 34             | 21,4                    |
|               | 2                        | 34                         | 3                  | 35             | 21,8                    |
|               | 2.5                      | 34,5                       | 3.5                | 35,5           | 22,2                    |
|               | 3                        | 35                         | 4                  | 36             | 22,6                    |
|               | 3.5                      | 36                         | 4.5                | 36,5           | 23,1                    |
|               | 4                        | 37                         | 5                  | 37,5           | 23,5                    |
|               | 4.5                      | 38                         | 5.5                | 38             | 23,9                    |
|               | 5                        | 39                         | 6                  | 38,5           | 24,3                    |
| 5.5           | 39,5                     | 6.5                        | 39                 | 24,7           |                         |
| Senior Sizing | 6                        | 40                         | 7.5                | 40,5           | 25,1                    |
|               | 6.5                      | 40,5                       | 8                  | 41             | 25,5                    |
|               | 7                        | 41                         | 8.5                | 42             | 26                      |
|               | 7.5                      | 41,5                       | 9                  | 42,5           | 26,4                    |
|               | 8                        | 42                         | 9.5                | 43             | 26,8                    |
|               | 8.5                      | 42,5                       | 10                 | 44             | 27,2                    |
|               | 9                        | 43                         | 10.5               | 44,5           | 27,7                    |
|               | 9.5                      | 44                         | 11                 | 45             | 28,1                    |
|               | 10                       | 45                         | 11.5               | 45,5           | 28,5                    |
|               | 10.5                     | 45,5                       | 12                 | 46             | 28,9                    |
|               | 11                       | 46                         | 12.5               | 47             | 29,4                    |
|               | 11.5                     | 46,5                       | 13                 | 47,5           | 29,8                    |
| 12            | 47                       | 13.5                       | 48                 | 30,2           |                         |



# SUPER TACKS



## ANATOMICAL FIT

|           |                      |
|-----------|----------------------|
| FOREFOOT  | MEDIUM               |
| HEEL      | ANATOMICAL HEEL LOCK |
| VOLUME    | MEDIUM               |
| STIFFNESS | PRO LEVEL STIFFNESS  |
| SIZE      | -1.5 SHOE SIZES      |

# JET SPEED



## TAPERED FIT

|           |                      |
|-----------|----------------------|
| FOREFOOT  | NARROW-MEDIUM        |
| HEEL      | ANATOMICAL HEEL LOCK |
| VOLUME    | LOW-MEDIUM           |
| STIFFNESS | PRO LEVEL STIFFNESS  |
| SIZE      | -1.5 SHOE SIZES      |

# RIBCOR



## FLEXIBLE FIT

|           |                       |
|-----------|-----------------------|
| FOREFOOT  | NARROW                |
| HEEL      | SYMMETRICAL HEEL LOCK |
| VOLUME    | LOW                   |
| STIFFNESS | FLEXIBLE BOOT         |
| SIZE      | -1.5 SHOE SIZES       |

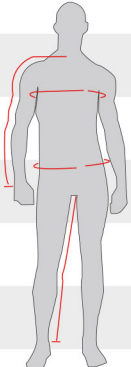
# HELMETS



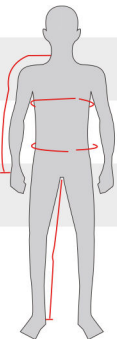
**MADE OF HOCKEY**

| MEASUREMENTS    | OSFA     | XS       | S            | M            | L        |
|-----------------|----------|----------|--------------|--------------|----------|
| FITLITE         |          | 48-53 cm | 51-56 cm     | 55-59 cm     | 58-63 cm |
| TACKS           |          |          | 51-56 cm     | 55-59 cm     | 57-62 cm |
| FITLITE 3DS YTH | 47-55 CM |          |              |              |          |
| JOFA PLAY       |          |          | 48,5-52,5 cm | 51,5-55,5 cm |          |

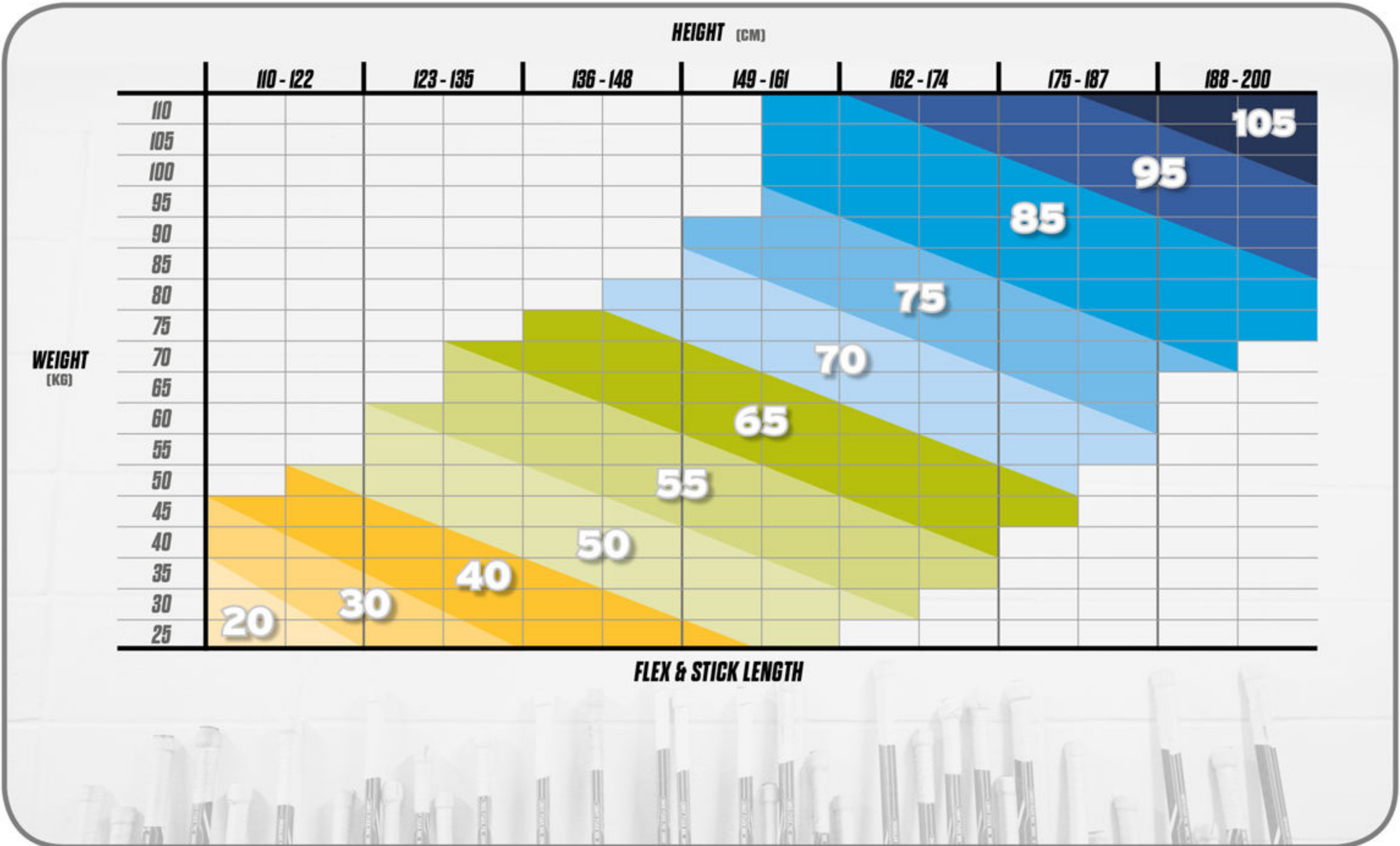
## MEASUREMENT FOR ADULT

|  |  | <b><i>XS</i></b> | <b><i>S</i></b> | <b><i>M</i></b> | <b><i>L</i></b> | <b><i>XL</i></b> | <b><i>XXL</i></b> |
|--|--|------------------|-----------------|-----------------|-----------------|------------------|-------------------|
| <b><i>NECK CIRCUMFERENCE</i></b>             |  | 35-36            | 37-38           | 39-41           | 42-43           | 44-45            | 47+               |
| <b><i>CHEST CIRCUMFERENCE</i></b>            |  | 92-94            | 96-98           | 100-104         | 108-112         | 116-120          | 124+              |
| <b><i>WAIST CIRCUMFERENCE</i></b>            |  | 68-74            | 76-80           | 84-88           | 92-96           | 100-104          | 108-112           |
| <b><i>SLEEVE LENGTH FROM CENTER BACK</i></b> |  | 82               | 84              | 86              | 87,5            | 89               | 90                |
| <b><i>INSEAM LENGTH</i></b>                  |  | 79               | 80              | 81              | 82              | 83               | 84                |

## MEASUREMENT FOR YOUTH

|  |  | <b><i>120</i></b> | <b><i>130</i></b> | <b><i>140</i></b> | <b><i>150</i></b> | <b><i>160</i></b> |
|--|--|-------------------|-------------------|-------------------|-------------------|-------------------|
| <b><i>CHEST CIRCUMFERENCE</i></b>            |  | 63,5              | 68,5              | 73,5              | 82,5              | 89                |
| <b><i>WAIST CIRCUMFERENCE</i></b>            |  | 53                | 56                | 59,5              | 66                | 71                |
| <b><i>SLEEVE LENGTH FROM CENTER BACK</i></b> |  | 56                | 59,5              | 63,5              | 71                | 76                |
| <b><i>INSEAM LENGTH</i></b>                  |  | 52                | 56                | 61                | 68,5              | 73,5              |

# FLEX CHART





**CCM**


**TACKS**

- MID KICK POINT
- ACCURACY



**RBZ**

- CUSTOM KICK POINT
- POWERFUL SHOTS



**RIBCOR**

- LOW KICK POINT
- QUICK RELEASE



**CCM**

MADE OF HOCKEY

**CCM**

MADE OF HOCKEY

# PLAYER CURVE CHART

**CCM**

MADE OF HOCKEY



**POSITION** Heel  
**SIZE** Medium  
**OPENESS** Slightly opened  
**BENEFITS** Mid curve provides control and accuracy

**P19**



**POSITION** Mid/Toe  
**SIZE** Big  
**OPENESS** Opened  
**BENEFITS** Great for toe drags and hitting the top shelf

**P28 (186-2)  
MCDAVID**



**POSITION** Mid  
**SIZE** Big  
**OPENESS** Opened  
**BENEFITS** The all-in-one. Accurate passing, good control and a hard shot

**P29 (203-2)  
CROSBY**



**POSITION** Mid  
**SIZE** Medium  
**OPENESS** Closed  
**BENEFITS** Slight hook at the toe is great for stickhandling while the closed face provides great control on shots.

**P30 (198-1)  
PARISE**